

Car Park Charges Middleton Park, Roundhay Park and Temple Newsam

Date: 11 March 2024

Report of: Development Manager

Report to: Chief Officer Climate Energy and Green Spaces

Will the decision be open for call in? ☐ Yes ☒ No

Does the report contain confidential or exempt information? ☐ Yes ☒ No

Brief summary

This report outlines the response to proposals to introduce car park charges at Middleton Park, Roundhay Park and Temple Newsam Estate following recent public consultation. The proposal is for a modest parking charge introduced to fund surface improvements, bay marking, signage, and ongoing maintenance. Drivers would pay a charge for each visit, with a season ticket option to be introduced for those who regularly visit. A range of payments methods would be offered including card, mobile phone, or cash for pre-paid tickets. 'Blue Badge' holders would be exempt from paying car park charges.

The consultation results highlight clear opposition in principle to introducing charges but acknowledge that some car parks need improvement and no viable alternative proposals to raise the required funding to maintain the car parks have been made. There is a clear majority in favour of 'blue badge' holders going free. A minority of people use cash to make payment with the majority choosing card or app payment.

Given the feedback during consultation it is proposed that Middleton Park visitor centre car park will be based on voluntary donations with the bike hub charged as originally proposed. The Oakwood Clock car park will not be charged as it was recognised through the consultation process that it is not serving Roundhay Park but Oakwood Shops. However, the proposal is that a traffic regulation order is introduced to limit parking to 2 hours thus encouraging a greater turnover of vehicles to support local trade and allow enforcement of disabled bays.

Recommendations

The Chief Officer Climate, Energy and Green Spaces is recommended:

- a) To note the finding of the report and support the principle of the introduction of modest car park charges at Middleton Park Bike Hub, Roundhay Park (except for Oakwood Clock) and Temple Newsam Estate. This concept will now move forward to the next stage of reporting the proposal jointly to the Chief Highways Officer and set out the relevant legal requirements and key considerations to implement all necessary arrangements as per the Council's scheme of delegation.
- b) To note that specific car parking tariffs findings and that these will be finalised and advertised as part of meeting relevant legal requirements to enforce charges introduced as part of the statutory test.

What is this report about?

- 1 This report outlines the response to initial proposals to introduce car park charges at Middleton Park, Roundhay Park and Temple Newsam following public consultation that ended on Sunday 21 January. The consultation covered car parks at all three sites and altogether 4,183 people responded with a total of 6,585 site-based responses. This is non statutory consultation and informs the key considerations of the principle of introduction of charging in these specific car parks. The location of each car park at these sites is contained in Appendix One.
- 2 A summary of the proposals are as follows.
 - To introduce a modest parking charge to fund the surface improvements, bay marking, signage, and ongoing maintenance.
 - Drivers would pay a charge for each visit, although there is potential for a season ticket option to be introduced for those who regularly visit.
 - 'Blue Badge' holders would be exempt from paying car park charges.
 - A range of payments methods would be offered including credit or debit card, mobile phone, or cash payment for pre-paid tickets. Cash payments on-site are not proposed due to the risk of theft and/or vandalism.
 - The need for measures to prevent overspill parking would be assessed after introducing any charges if this was a problem, for example by introducing double yellow lines.

What impact will this proposal have?

- 3 The introduction of a modest charge for car parking would enable improvement works to be carried out as well as meet costs associated with maintaining car park areas. If funding is not identified, then the car parks will continue to decline with limited opportunity for any significant improvements.
- 4 As indicated above, it is recognised that there may be the potential for displaced parking onto the adjacent highway network. Any obstruction to the highway or any other resulting road safety concern would be closely monitored before the instigation of Traffic Regulation Orders (TRO). Provision has therefore been made to introduce TROs if required to manage and control parking on the adjacent highway such as for example the introduction of double yellow lines.
- 5 The proposal seeks to address the concerns raised during consultation (considered in more detail later in this report) whilst acknowledging the risks associated with allowing car park surfaces to deteriorate and the revenue costs associated with maintenance.

How does this proposal impact the three pillars of the Best City Ambition?

☒ Health and Wellbeing

☐ Inclusive Growth

☐ Zero Carbon

- 6 The proposal contributes to the Best City Ambition as follows.
 - Health and wellbeing: Without a sustainable funding stream, the city's parks and green spaces will deteriorate, and create health and safety risks. By maintaining our green spaces, we are enabling every community in the city to have safe connected spaces, streets and paths to access a local park or green space, providing somewhere to be active and to play, helping to improve mental and physical health across all ages.

What consultation and engagement has taken place?

Wards affected:

Have ward members been consulted?

☒ Yes

☐ No

- 7 The consultation commenced on Friday 22 December and ended on Sunday 21 January. Posters were displayed at each site containing details of how to respond with paper copies made available on site and links to the survey widely shared on social media. Overall, 6,585 responses were received for Middleton Park, 3,126 for Roundhay Park and 2,398 for Temple Newsam.
- 8 Appendix Two provides a summary analysis of the results. Whilst there is clear opposition, the consultation results are largely in accordance with the more detailed aspects of the proposal with examples as follows.
 - Some car parks need improvement with 'average' the majority response at the bike park and visitor centre at Middleton, the tram park and Oakwood at Roundhay and all car parks at Temple Newsam apart from the rose garden.
 - There is a clear majority in favour of 'blue badge' holders going free.
 - A minority of people use cash to make payment with the majority choosing card or app payment.
 - A clear majority favoured some form of discount or offers at attractions.
- 9 Consultation took place with a number of local stakeholders including businesses, sports clubs, 'friends' groups and in the case of Middleton Park, Wades Charity as landowner. Regarding businesses and sports clubs, the concerns raised can be summarised as follows.
 - The impact on staff or regular volunteers who regularly park in the car parks.
 - That charges will mean a competitive disadvantage compared to other similar local businesses and discourage visitors,
- 10 These issues are being discussed to determine potential ways to seek resolution.
- 11 Middleton Park is distinct from the other two parks in that it is owned by Wades Charity and leased to the Council on a 999-year lease. Whilst there is no specific reference to car parking in the terms of the lease, the view of the charity is of concern. In a written submission they (along with the Friends of Middleton Park and Leeds Urban Bike Park) stated that whilst understanding the financial situation that the Council faced, they could not support the proposal.
- 12 This was principally on the basis that they felt that the area of the park closest to the visitor centre was more of a community park rather than a regional visitor attraction. Furthermore, many visitors from the local community are on low disposable incomes and have relatively poorer health outcomes and car park charges could discourage people visiting and gaining the benefits to health and wellbeing that the park brings. It is however generally acknowledged that the bike hub is a regional attraction although car park charges could have an impact on the number of visitors.
- 13 In the light of the consultation feedback, it is proposed to trial a donation scheme at the visitor centre car park at Middleton Park. The means of donation will be explored further and could for example involve using card machines or the 'Pay By Phone' app on the understanding that the payment is voluntary and would not involve any enforcement measures. At this stage the financial projections will remain the same and will be reviewed if charging measures are introduced. Given the regional status, the proposal is that the bike hub car park would be charged for as originally proposed.

- 14 There was representation made that the car park at Oakwood Clock is used predominantly by visitors to the shops rather than the park and therefore should not be part of this charging proposal. However, there would clearly be a risk that users of the park would be displaced to this car park if it remained free and the others were subject to a charge, so it is proposed that a traffic regulation order is introduced to limit parking to 2 hours thus encouraging a greater turnover of vehicles to support local trade and preventing park users being displaced to it.

What are the resource implications?

- 15 Based on the times indicated when people visit the park, it is proposed that charges could be levied from 8am to 8pm as follows. Consideration will also need to be given on developing a suitable tariff on coach parking where this is provided, and this will be part of the next stage of consultation.
- £1 up to 2 hours.
 - £2.50 for half a day
 - £4 for a full day
 - Season ticket: £10 per month or £80 per annum
- 16 This compares favourably with core city averages as set out below which indicates that charges start from 90p for the first hour rising to £5 for a full day.

Core City	Site(s) and Hours	Charges	Payment
Birmingham	Cannon Hill Park 7am to 11:30pm, every day	Up to 4 hours £2.80 Up to 16.5 hours £4.20 Blue badge holders are free No season ticket option	Cash or Pay by Phone app
Nottingham	Wollaton Park charges apply all day	Up to 2 hours £3 All day £5 Blue badge holders are free Season ticket £75	Pay by RingGo app or in shops/café's
Manchester	Heaton Park 10am to 5pm	First hour £1 1 to 3 hours £2 over 3 hours £3 Disabled badge holders are free Season ticket £75 (limited number)	Cash or card using machine or Pay by Phone app
Sheffield	Graves Park, Endcliffe Park, Millhouses Park and Hillsborough Park 9:30am to 6:30pm, 7 days a week	90 pence per hour over 4 hours £3.60 Blue Badge holders and motorcycles have free unlimited parking in these car parks	Cash or card using machine or Pay by Phone app

- 17 It is not proposed that a decision on actual charges to apply is made at this stage, however for budget purposes, financial projections for introducing charges at the three sites highlighted are contained in the table below.

Major Park	2024/25 £	2025/26 £
Middleton Park	-35,137	-28,109
Roundhay Park	-104,380	-83,504
Temple Newsam	-63,693	-50,954
Total	-203,210	-162,567

- 18 This takes account of prudential borrowing costs associated with capital improvements along with other revenue costs and year one costs associated with implementing traffic regulation orders.

What are the key risks and how are they being managed?

- 19 It is clear from the consultation analysis that there is opposition in principle with 86% disagreeing with the proposal at Middleton Park, 82% at Roundhay Park, and 83% at Temple Newsam. This is not surprising given that people are being asked to pay for something that they have considered to be 'free'. This stated opposition does however need to be addressed if a decision to proceed with the proposals is made.
- 20 The questionnaire went on to ask, "If no, how do you suggest the costs of maintaining the infrastructure are met?". Nearly half the respondents volunteered comments stating that costs could be met from existing Council budgets which increases to around two-thirds if stopping or limiting other projects is also factored in. Most of the other comments reflect this theme, which include efficiencies elsewhere, sponsorship and other sources of income already considered.
- 21 It should be noted that there have been considerable pressures on council budgets in recent years with Leeds at the forefront of a civic enterprise approach whereby attractions (including retail and cafés) have been developed to increase net income and support the overall parks budget along with cost saving measures. There continues to be pressure on council spending however, which has led to a need for further limitations to the budget for infrastructure improvement and maintenance. It is important to note any revenue generated from charging for car parking at these parks will be used to mitigate the impact of funding reductions and therefore be used to fund and invest in parks.

What are the legal implications?

- 22 Local authorities may under the powers of section 35 of the Road Traffic Regulation Act 1984, impose charges for parking in car parks provided under section 32 or 33(4) of that Act.
- 23 A Traffic Regulation Order (TRO) is a legal order made by a Local Authority and would be required to be implemented to charge and enforce payment via fixed penalty notices.
- 24 This is a significant operational decision and therefore not subject to call in. There are no access issues regarding this report.

Options, timescales and measuring success

What other options were considered?

- 25 There are many options which were considered in respect of the Council budget set out in a report to Executive Board in December 2023. Developing a Council capital programme for the improvement of car parks in green spaces is not considered a viable option and there are no other sources of suitable sustainable funding available to improve and maintain car park areas.

How will success be measured?

- 26 Success will be measured by the introduction of car park fees coinciding with improvements in progress to car parks at each site identified. The funding raised from car park charges will then enable the development of a capital programme to enable further improvements to be made to other car parks and support the cost of maintaining the sites.

What is the timetable and who will be responsible for implementation?

27 The timetable to prepare and implement traffic regulation orders (TRO) is as follows.

- Draft schedules and statement of reason.
- Prepare and publish orders.
- Advertise and undertake consultation.
- Resolve objections.
- Finalise design of signs and markings.
- Report objections to Committee.
- Issue work instruction.
- Arrange to seal orders.
- Completion and implementation

28 It is anticipated that this would take around 5 months to complete. Once this is completed then preparations could be made on site install signage and payment machines anticipated to be completed within one month of TRO implementation.

Appendices

- One: car park locations at Middleton Park, Roundhay Park and Temple Newsam.
- Two: analysis of consultation results.
- Three – EDCI

Background papers

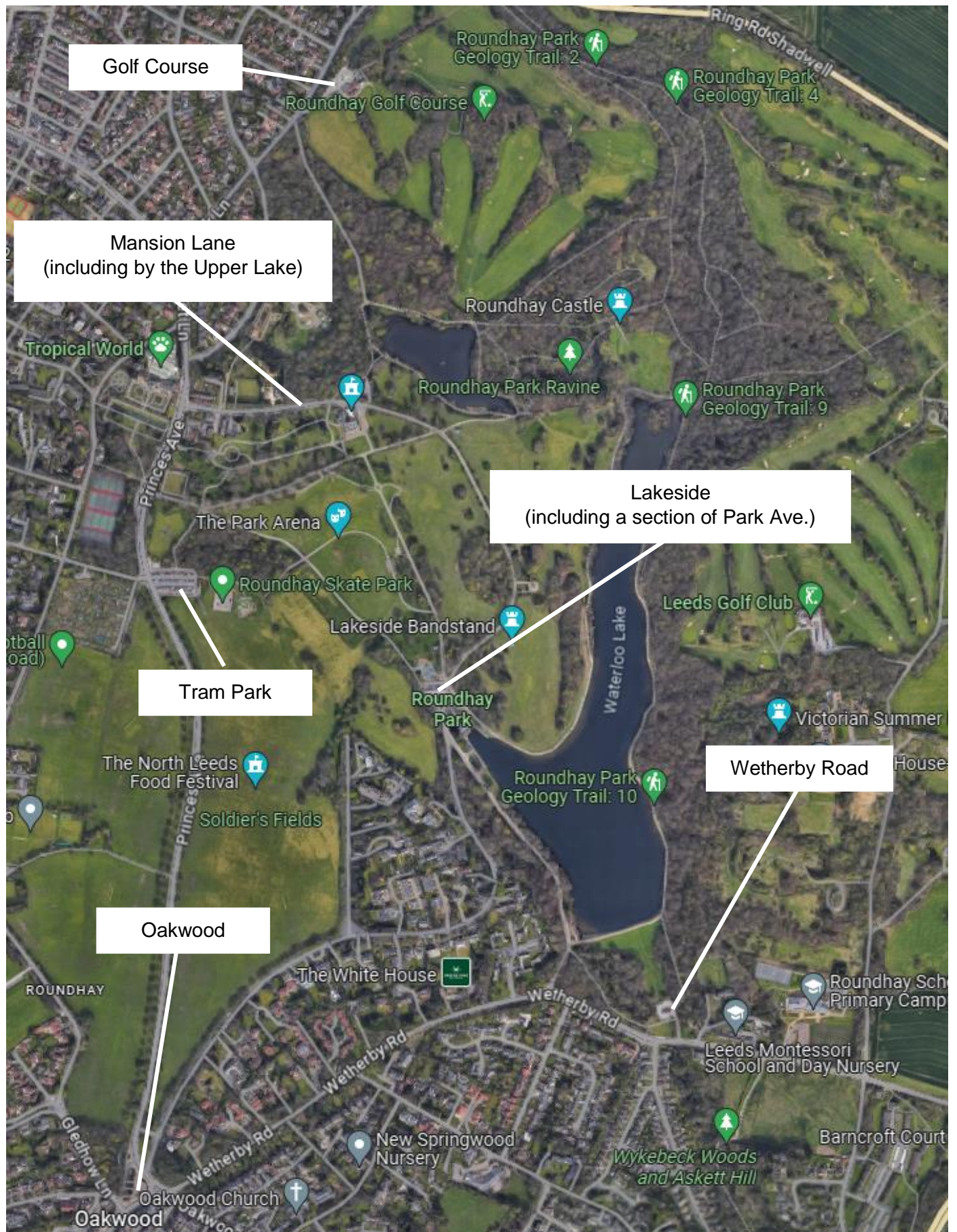
- None.

Appendix One: Car park locations at Middleton Park, Roundhay Park and Temple Newsam

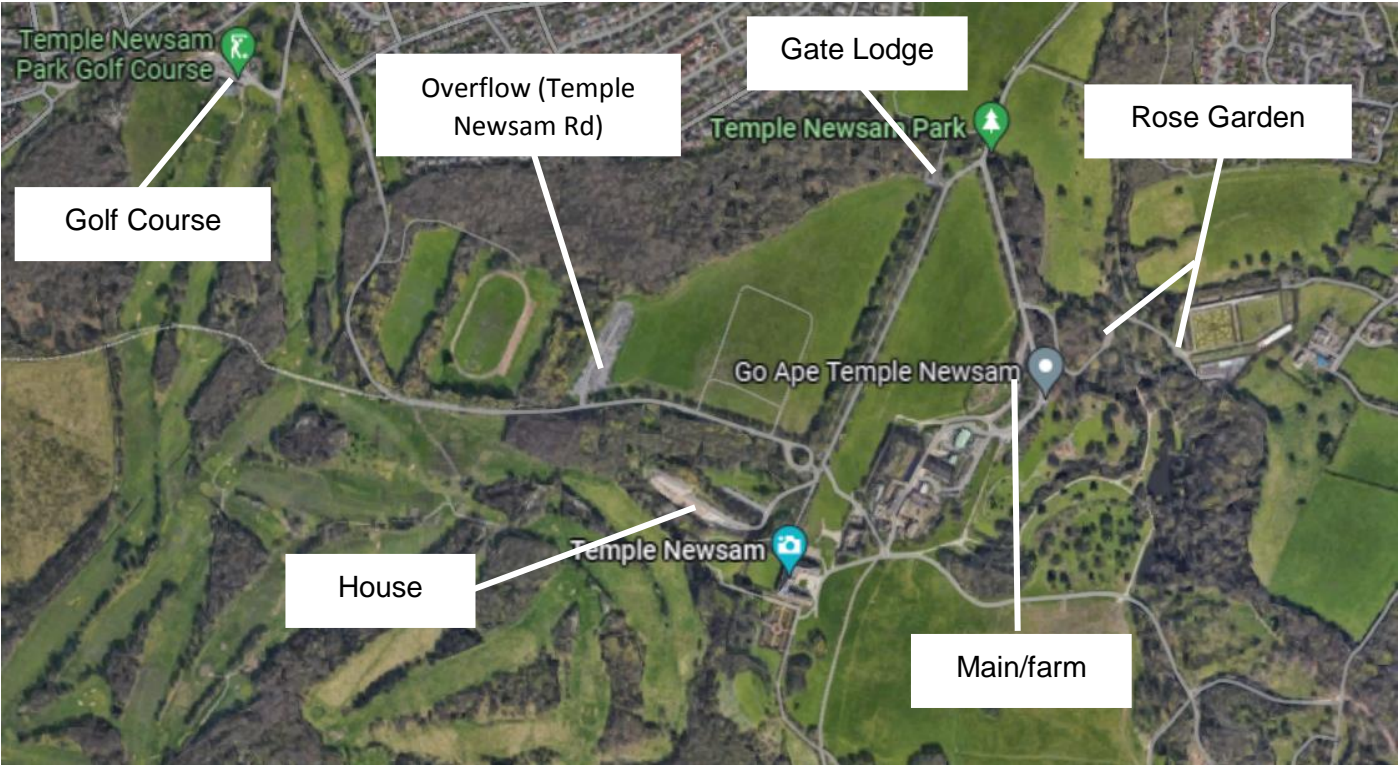
Middleton Park



Roundhay Park



Temple Newsam



Appendix Two: Analysis of Consultation Results

Demographics

The following is a breakdown of demographics for all 4,183 respondents, where this detail was provided. The percentages below do not include those who chose not to answer or selected 'prefer not to say'. All comparisons with the population of Leeds are based on the 2021 Census.

This shows:

- There were more female respondents at 64% compared male at 35%, meaning females were slightly overrepresented compared to the Leeds population.
- There was overrepresentation with White British respondents at 94%, compared with the Leeds population of 76%.
- Due to the 16 – 29 age bracket we are unable to directly compare this to the 2021 Census, however it is clear from the response rate from those under 30 that we are underrepresented in this demographic.

		Survey Respondents	% Respondents	% Leeds Residents - Census 2021	
Age / years	16 - 29	207	6%	25%	Residents of Leeds, aged 18 and over only
	30 - 44	1144	33%	26%	
	45 - 64	1333	38%	29%	
	65+	813	23%	20%	
Sex	Female	2239	64%	52%	Residents of Leeds, aged 18 and over only
	Male	1210	35%	48%	
	Non-binary/Other	35	1%	-	
Ethnicity	White: British	3280	94%	76%	Residents of Leeds, aged 18 and over only
	Asian or Asian British	76	2%	9%	
	Black or Black British	19	1%	5%	
	Mixed Ethnicity	91	3%	2%	
	Other	12	0%	8%	
Religion	No religion or belief	1445	48%	43%	Residents of Leeds, all age groups
	Christian	1360	45%	45%	
	Other religion or belief	205	7%	12%	
Disability	Yes	464	14%	17%	Leeds - day to day activities limited a lot or a little
	No	2898	86%	92%	
Sexuality	Heterosexual / Straight	2831	94%	95%	Residents of Leeds, aged 16 and over only
	LGBT+*	195	6%	5%	

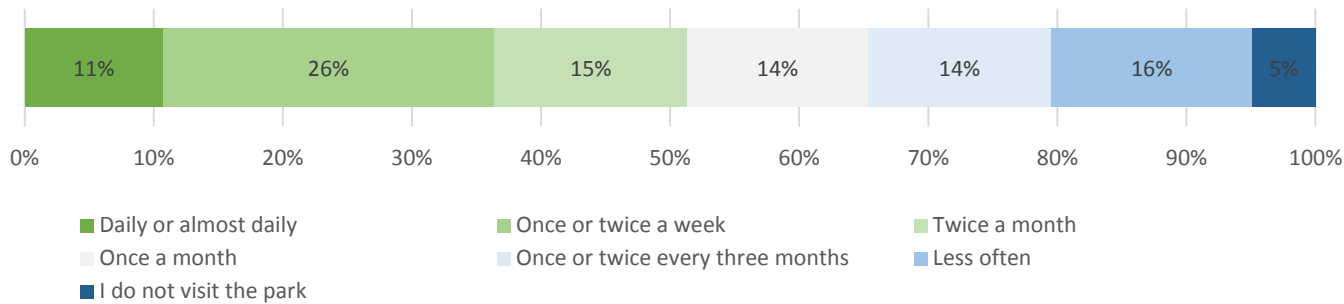
The following sections list responses for each individual park followed by more general analysis.

Middleton Park

In total 1,061 respondents provided feedback on Middleton Park.

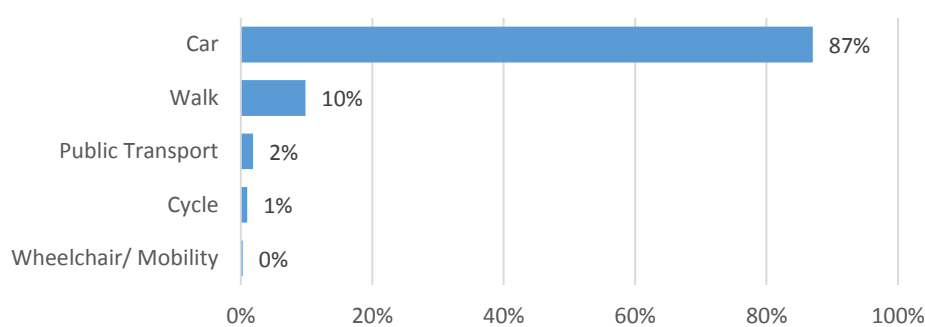
How often do you visit Middleton Park?

A total of 37% of respondents visit the park at least once per week. 5% of respondents have never visited the park.



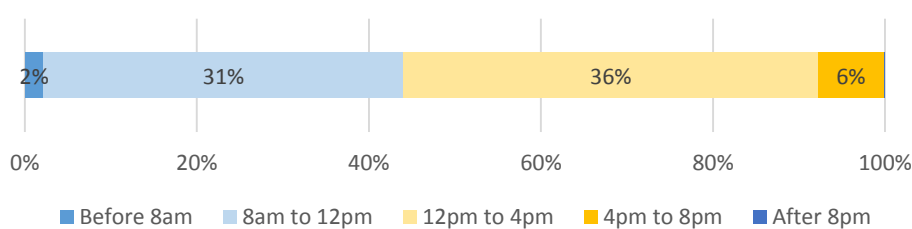
How do you usually travel?

This was a single choice question, so respondents only chose their main way of travelling to the park. Altogether 87% of the respondents travel by car, and 10% visit on foot.



What time of day do you usually visit?

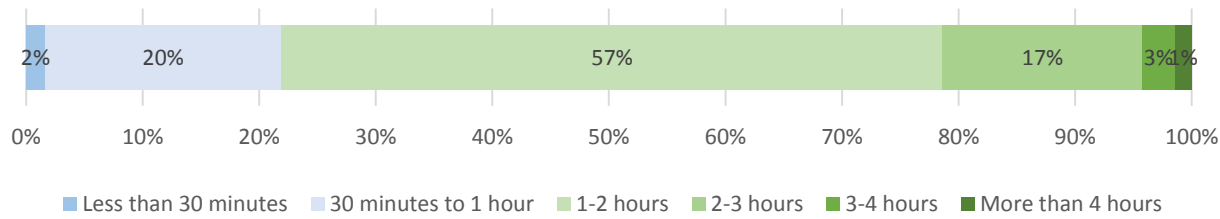
The most popular times are between 8am and 4pm, with 67% of respondents visiting during this time.



The remaining 25% do not visit at any particular time.

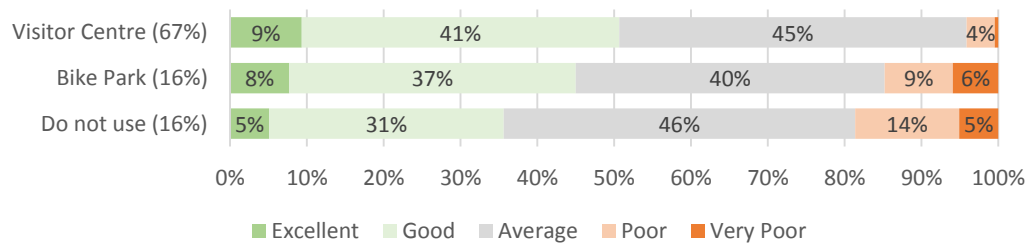
How long do you usually stay?

Three quarters of respondents (76%) stay at the park for between 1 and 3 hours, and one in five respondents (22%) visit the park for less than one hour.



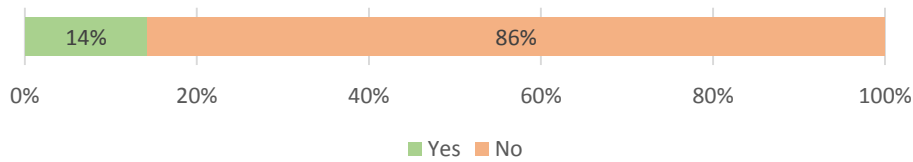
How would you rate the condition of the car park you usually use?

Most respondents use the Visitor Centre car park (67%) followed by the Bike Park (16%). The remaining 16% of respondents do not use the car parks. Respondents were asked to rate the condition of the car park they normally use. The figure below shows the rating for each car park.



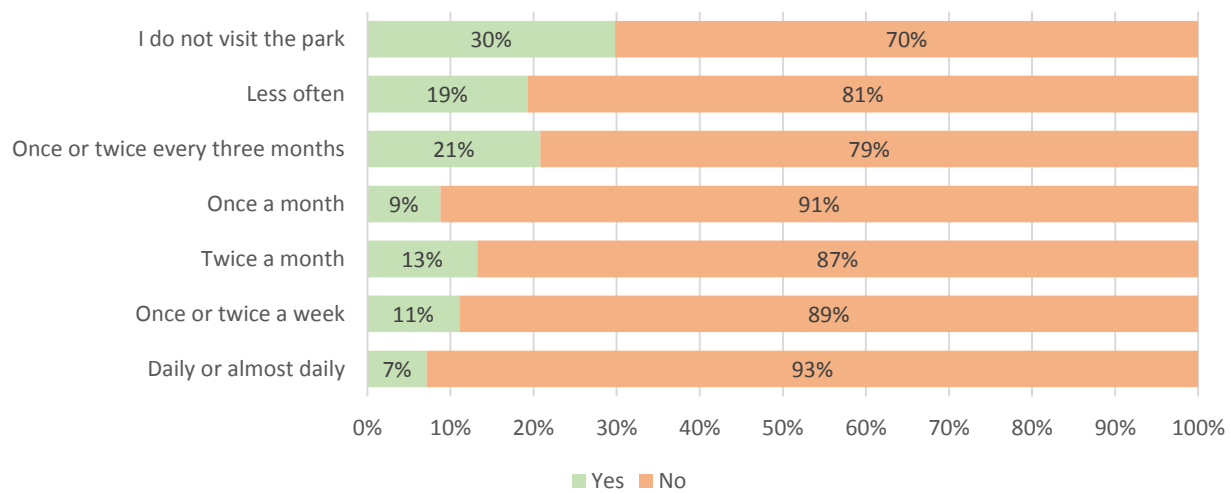
Do you agree with the proposal to introduce parking fees at Middleton Park?

Overall, 14% of respondents support the proposal and 86% do not.



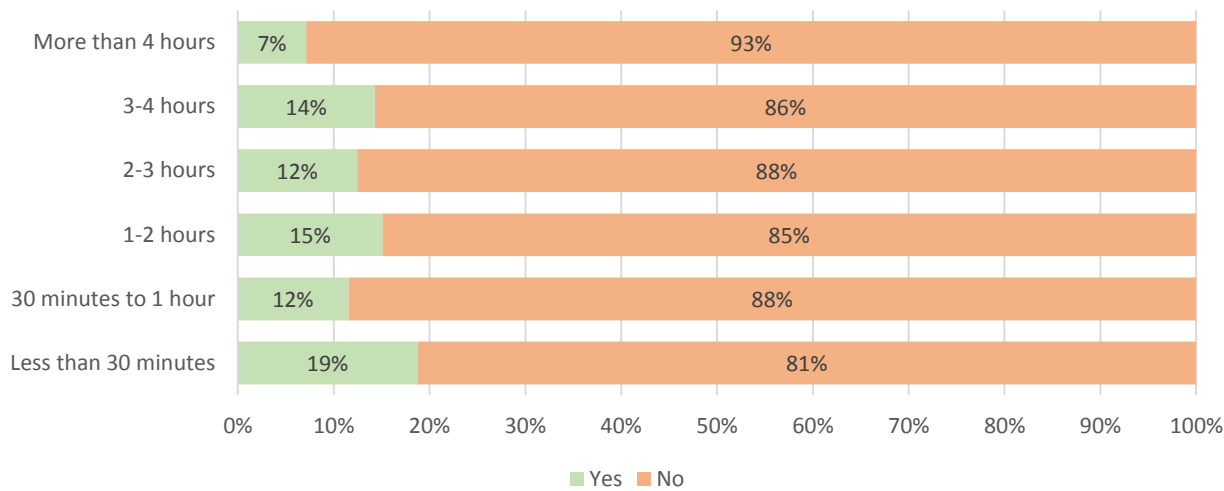
Agreement with the proposal by how often they visit the park

The chart below shows whether people agree or disagree with the proposal, against how frequently they visit the park. This shows that less frequent visitors are more likely to support the proposal compared the regular visitors.



Agreement with the proposal by length of visit

The chart below shows whether they agree or disagree with the proposal compared to how long they spend in the park. This shows that people who visit for less than 30 minutes are slightly more likely to support the proposals.



Agreement with the proposal by different groups

Responses by different demographics are shown in the figure below.

		Count	Yes	No
Age	16 - 29	53	4%	96%
	30 - 44	342	11%	89%
	45 - 64	352	18%	82%
	65+	142	24%	76%
Sex	Female	564	14%	86%
	Male	306	19%	81%
	Non-binary/Other	12	8%	92%
Ethnicity	White: British	842	16%	84%
	Asian/Asian British	14	29%	71%
	Black/Black British	7	14%	86%
	Mixed/Multiple	17	0%	100%
	Other ethnic group	4	0%	100%
Religion	No religion/belief	379	17%	83%
	Christian	333	16%	84%
	Other	55	11%	89%
Disability	Disabled	159	18%	82%
	Not disabled	686	16%	84%
Sexuality	Heterosexual/straight	710	15%	85%
	LGBT	59	22%	78%

How will the costs of maintaining the infrastructure at Middleton Park be met?

Respondents were asked for suggestions on how the costs of maintaining the infrastructure could be met if the proposal was not to go ahead. In total, 661 respondents left a comment. This represents 62% of the respondents for Middleton Park.

Comments were grouped into broader themes and are listed in the table below, along with example comments from the most common themes. One in 5 comments (19%) stated that the money should come from council tax or the existing budget. One in ten comments (10%) felt that too much is spent on city centre roadworks and vanity projects, and the same number of comments felt that staff reductions, wages and members expenses should be reviewed.

Theme	As %	Examples
From Council Tax/budgets	19%	From the council tax we already pay
Stop roadworks/unwanted projects	10%	Stop spending huge amounts of money on changing roads in centre of Leeds
Less high wages/Cllr Expenses	10%	Budget review, full transparent report on where all the budget is going. Reduced top end salaries in the council.
It will discourage people from park	8%	Because it's a beautiful park and there for people to enjoy. People will stop going if there are car parking charges
Impact on low income/ cost of living	8%	It is one of the actually free things to do for low-income families. Adding a parking charge means low-income families will probably visit less.
Other ideas for generating income	7%	Not by squeezing car users more. Fine more for litter dropping.
Events / fundraisers	7%	Community fund-raising events in the park throughout summer.
Reduce waste/create efficiencies	6%	The council wastes money, they need to tighten their financial management and control other debts outstanding, and money lost through clerical errors or mismanagement.
People will park in nearby streets	6%	I don't mind the charge; I just worry about the local residents who will feel the impact of people parking outside their houses to avoid the charge.
Better budgeting	6%	Doing a better job at speeding the money you already have. Check where it's going and on what.
Impact on health & wellbeing/elderly	6%	You outwardly support mental health awareness yet want to potentially put people off getting out in the open which has been proven to be good for our mental health.
General Disagree	5%	
Raise money from donations/honesty boxes	5%	
Not my problem/you decide	5%	
From café / vendors	4%	
Lobby government	3%	
Increase council tax	3%	
Not cost effective	3%	
Already a lack of maintenance	3%	

Theme	As %	Examples
Park was gifted the people of Leeds	3%	
Already pay enough council tax	3%	
Make cuts elsewhere	3%	
Misc./general	2%	
Agree with proposal / understand	2%	
Volunteer Groups / Organisations	2%	
Should be free for local residents	2%	
Difficulty using the App/Mobiles	2%	

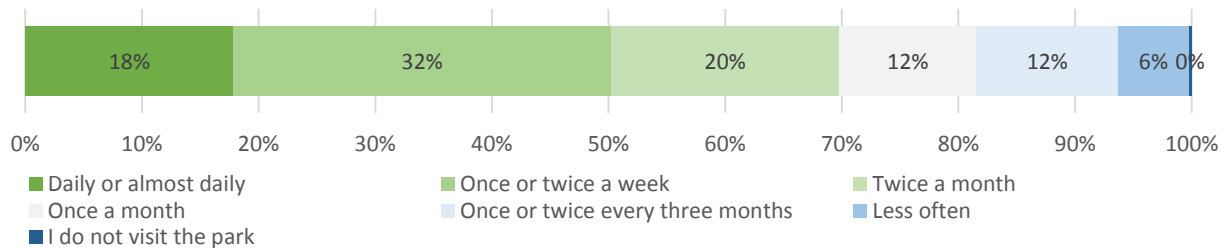
Less than one percent of respondents suggested that it will impact the ethos of parkrun, that we should raise money through sponsorship or local businesses, and that there are already parking problems within the park.

Roundhay Park

Altogether Roundhay Park received 3,126 responses.

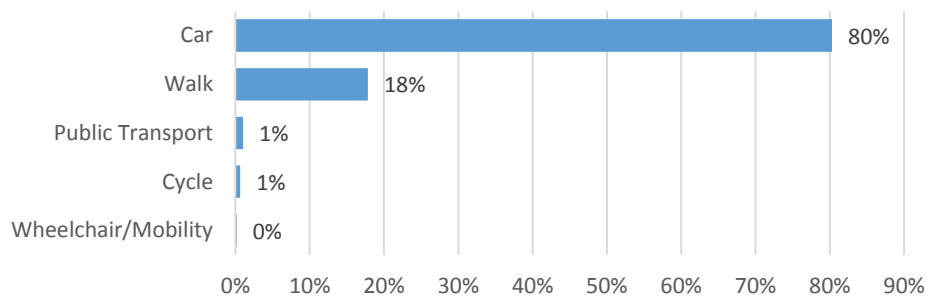
How often do you visit Roundhay Park?

Half of respondents (50%) visit the park at least once per week. Very few respondents (less than one percent) do not visit the park.



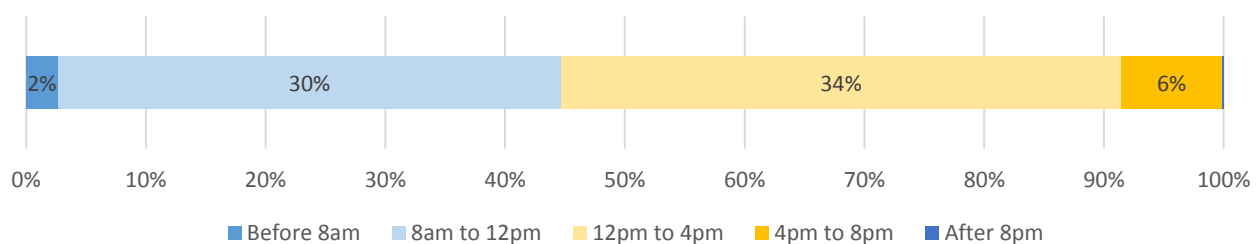
How do you usually travel?

This was a single choice question; therefore, respondents only chose their main way of travelling to the park. Altogether four out of five respondents (80%) travel by car, and just under one in five (18%) visits on foot.



What time of day do you usually visit?

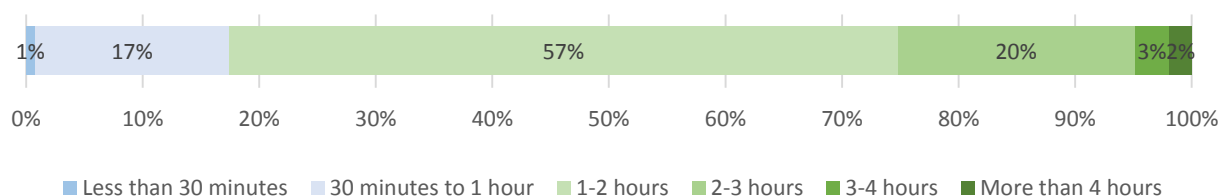
The most popular times are between 8am and 4pm, with 64% of respondents visiting during this time.



The remaining 28% do not visit at any particular time.

How long do you usually stay?

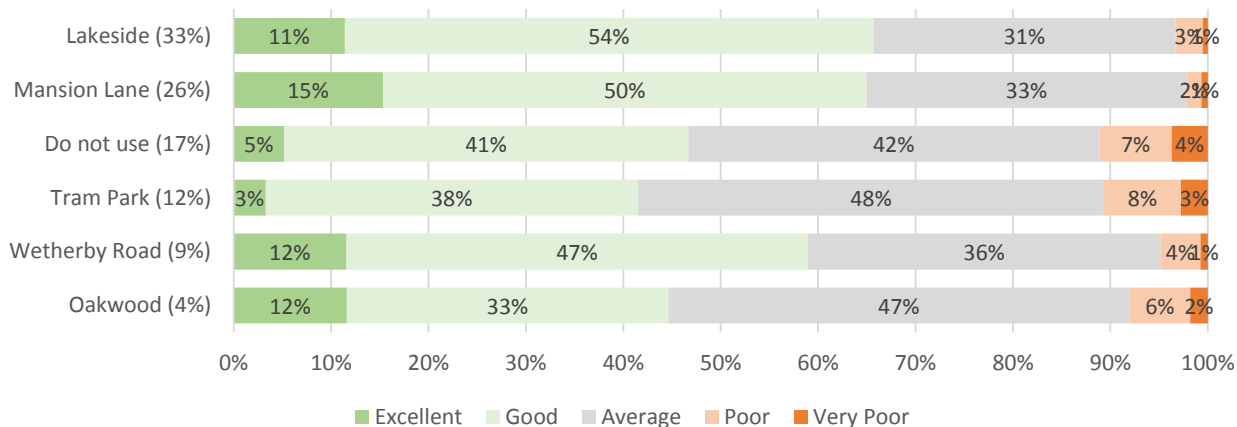
Three quarters of respondents (77%) stay at the park for between 1 and 3 hours, and just under one in five respondents (18%) visit the park for less than one hour.



How would you rate the condition of the car park you usually use?

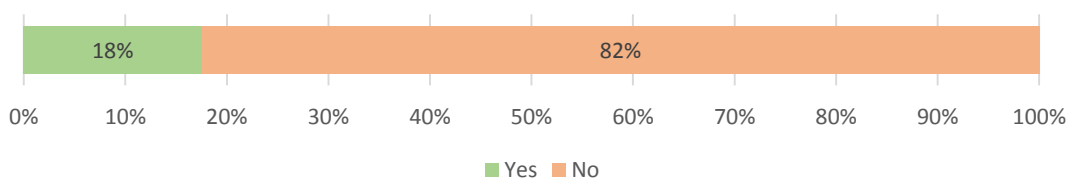
One in three respondents (33%) use the Lakeside car park, followed by one in four respondents (26%) who use the Mansion Lane car park. This is followed by Tram Park (12%) and Wetherby Road (9%). Oakwood was the least popular car park at 4%.

Respondents were asked to rate the condition of the car park they normally use. The figure below shows the rating for each car park.



Do you agree with the proposal to introduce parking fees at Roundhay Park?

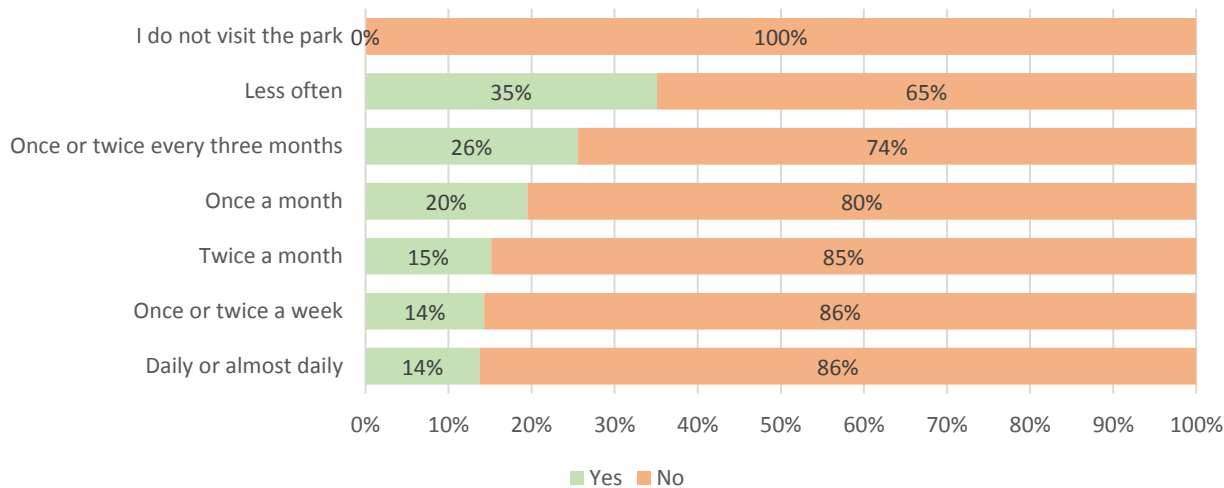
Approximately one in five respondents (18%) support the proposal, and 82% do not.



Agreement with the proposal by how often they visit the park

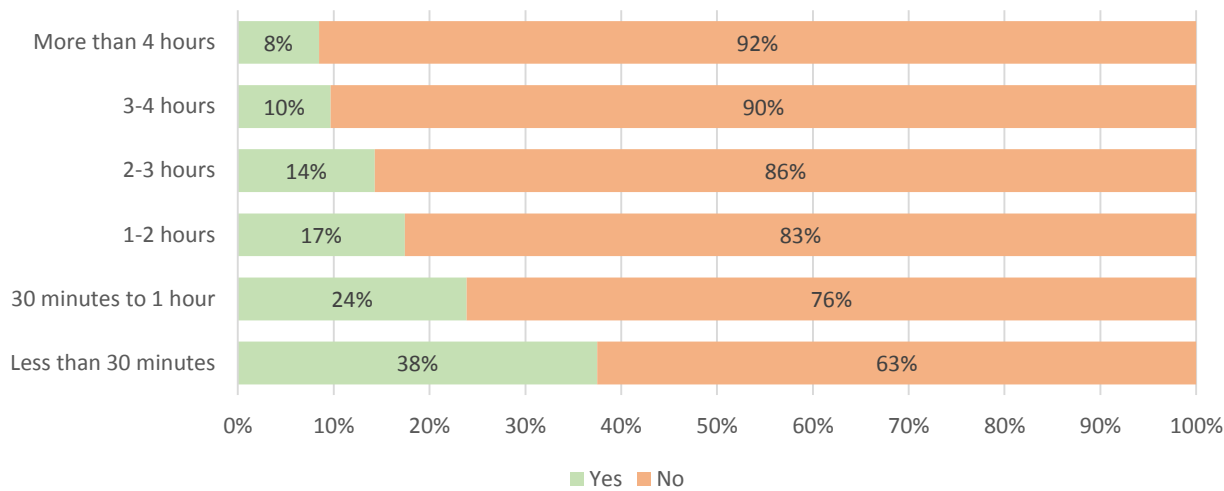
The chart below shows whether people agree or disagree with the proposal, compared to how frequently they visit the park.

This shows that, except for people who do not visit the park at all (only 6 respondents), less frequent visitors are more likely to support the proposal compared to regular visitors.



Agreement with the proposal by length of visit

The chart below shows whether they agree or disagree with the proposal compared to how long they spend in the park. This shows that people who visit for shorter lengths of time are more likely to support the proposals that people who spend a long time in the park.



Agreement with the proposal by different groups

Responses by different demographics are shown in the table below.

		Count	Yes	No
Age	16 - 29	154	13%	87%
	30 - 44	891	14%	86%
	45 - 64	973	21%	79%
	65+	610	24%	76%
Sex	Female	1708	17%	83%
	Male	880	23%	78%
	Non-binary/Other	29	10%	90%
Ethnicity	White: British	2438	19%	81%
	Asian/Asian British	70	19%	81%
	Black/Black British	14	7%	93%
	Mixed/Multiple	71	14%	86%
	Other ethnic group	11	9%	91%
Religion	No religion/belief	1096	23%	77%
	Christian	973	18%	82%
	Other	173	17%	83%
Disability	Disabled	332	23%	77%
	Not disabled	2190	19%	81%
Sexuality	Heterosexual/straight	2118	20%	80%
	LGBT	141	18%	82%

How will the costs of maintaining the infrastructure at Roundhay Park be met?

Respondents were asked for suggestions on how the costs of maintaining the infrastructure could be met if the proposal was not to go ahead. In total, 1972 respondents left a comment. This represents 63% of the responses for Roundhay Park.

Comments were grouped into broader themes and are listed in the table below, along with example comments from the most common themes. Almost one in five comments (19%) stated that the maintenance of the park should come from existing council tax funds or existing budgets. Just over one in ten (11%) felt that it would result in people parking in nearby streets to avoid the costs. This was followed by the need to reduce waste and create efficiencies (9%), redirecting money spent on roadworks and other projects (9%) and that money could be raised through events or fundraisers in the park (8%).

Theme	As %	Examples
From Council Tax/existing budgets	19%	Council tax as it always has, it's a community facility, the council does not charge for mending potholes in the road.
People will park in nearby streets	11%	Parking charges would massively affect the local streets and area. It will get hugely overcrowded and our properties blocked.
Reduce waste/create efficiencies	9%	Greater efficiency within the local authority and greater innovation will result in cost savings.
Stop roadworks/vanity projects	9%	LCC should reassess costs allocated to road schemes in the city which in my view have been expensive and needless
Raise money through events / fundraisers	8%	Increase the use of the park with more events. Children's day, music festivals, paddle, and rowing boats on the big lake.
Ideas for generating income	6%	Build a community garden/veg patch, volunteers/horticulture students can run it and produce sale produces profit.
Lobby government	6%	The government should increase council budgets for social care, policing, housing etc. Then the council would be able to free up some more funds for leisure facilities
Impact on health & wellbeing	5%	Green spaces are imperative for mental health and wellbeing. The cost of fuel to get there is enough without paying to park too.
All parks should be free to visit	5%	Protect public green spaces. They should always be free for all to access. Not just to those who live close enough to walk.
Not my problem/You decide	5%	It is the council's responsibility to come up with ideas, that is what you are elected or paid to do
Already pay enough council tax	5%	I pay both road tax and council which should be more than enough of a contribution alongside all other Leeds City Council residents' contributions.
It will discourage people from park	5%	If charges are made people will stop using the park and businesses in the park i.e., café, Tropical World will suffer so you'll lose more monies in the long run.

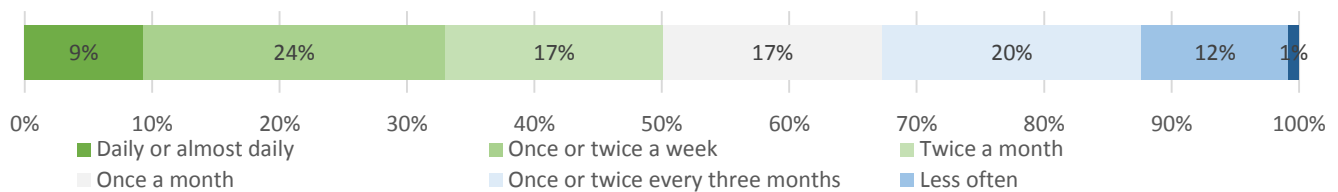
Theme	As %	Examples
Impact on low income / cost of living	5%	Times are hard for everyone, and my escape is to go walking in parks for free. We should be able to enjoy nature without having to worry about rising costs everywhere we go.
From café rents/changes or vendors	5%	Maybe the café and The Mansion could cover the costs as they benefit financially from their position in the park
Increase Council Tax	5%	Add an extra 30-50p on the council tax that should more than cover what you do to maintain the car parks
Less high wages/Cllr Expenses	5%	Better use of taxpayer's money rather than bosses on massive wages and the rest of the residents funding their salary instead of local services.
Better budgeting	4%	
Donation/honesty boxes	4%	
Misc./General	4%	
Generally disagree	3%	
Maintenance is not required	2%	
Should be free for local residents	2%	
Make cuts elsewhere	2%	
Use volunteer groups / organisations	2%	
Already lack of maintenance	2%	
Park was gifted to the people	2%	

Less than one percent of respondents said that we should raise money through sponsorships and local businesses, that the plan is not cost effective, references to the difficulty of using mobile apps, impact on the ethos of parkrun, and that there are already parking problems in the park.

Temple Newsam

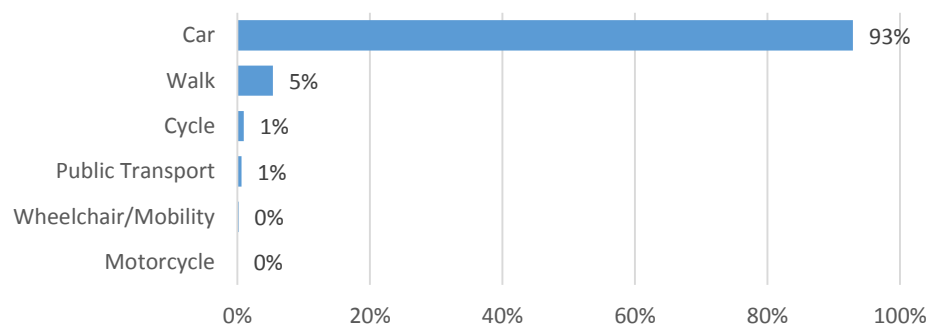
Altogether Temple Newsam received 2398 responses.

How often do you visit Temple Newsam?



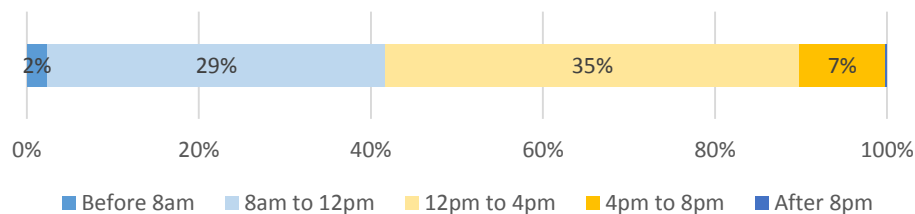
How do you usually travel?

This was a single choice question; therefore, respondents only chose their main way of travelling to the park. Altogether 93% of the respondents travel by car, and only 5% visit on foot.



What time of day do you usually visit?

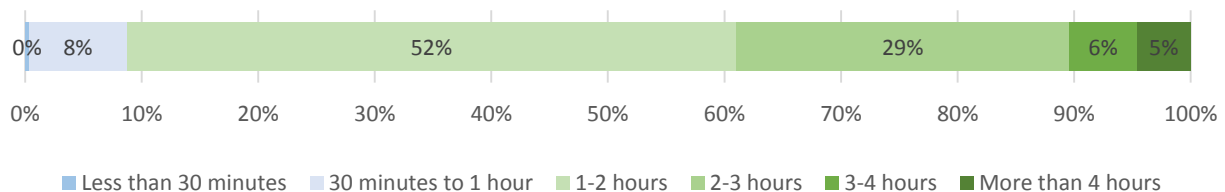
The most popular times are between 8am and 4pm, with 64% of respondents visiting during this time. The afternoons and evenings are slightly more popular than the mornings.



The remaining 27% do not visit at any particular time.

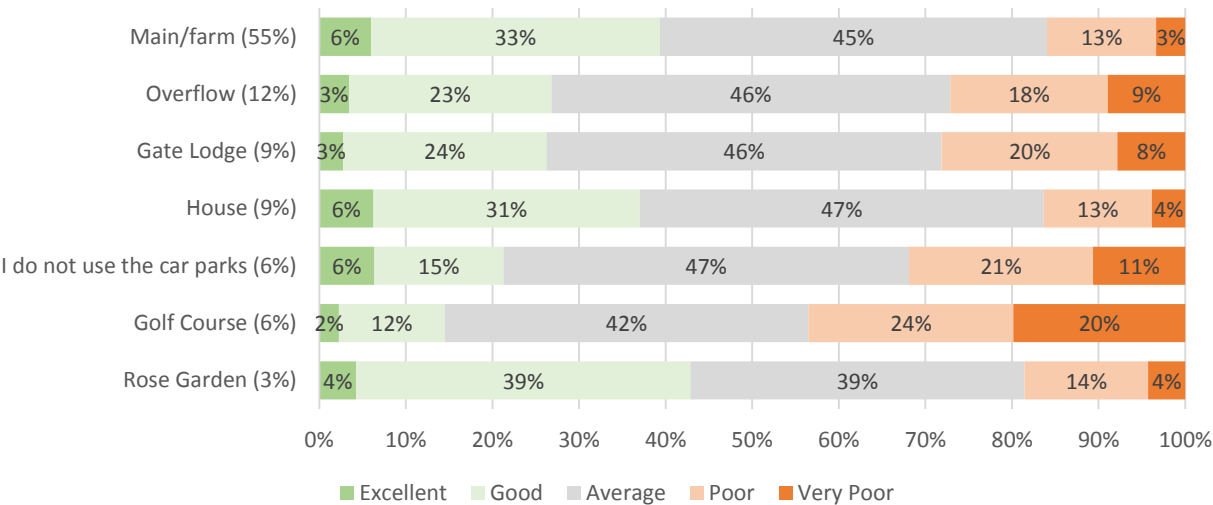
How long do you usually stay?

Four out of five respondents (81%) stay at the park for between 1 and 3 hours, and less than one in ten respondents (8%) visit the park for less than one hour.



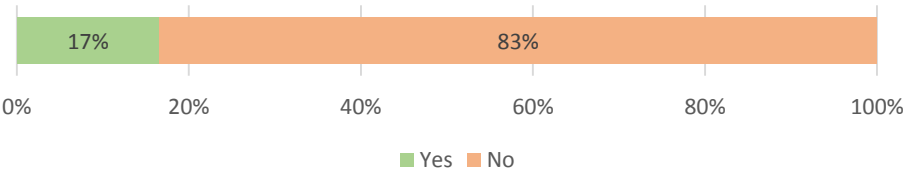
How would you rate the condition of the car park you usually use?

Over half of respondents (55%) use the Main/Farm car park, followed by the Overflow (Temple Newsam Rd) at 12%. Rose Garden is the least used car park at just 3%. Respondents were asked to rate the condition of the car park they normally use. The figure below shows the rating for each car park.



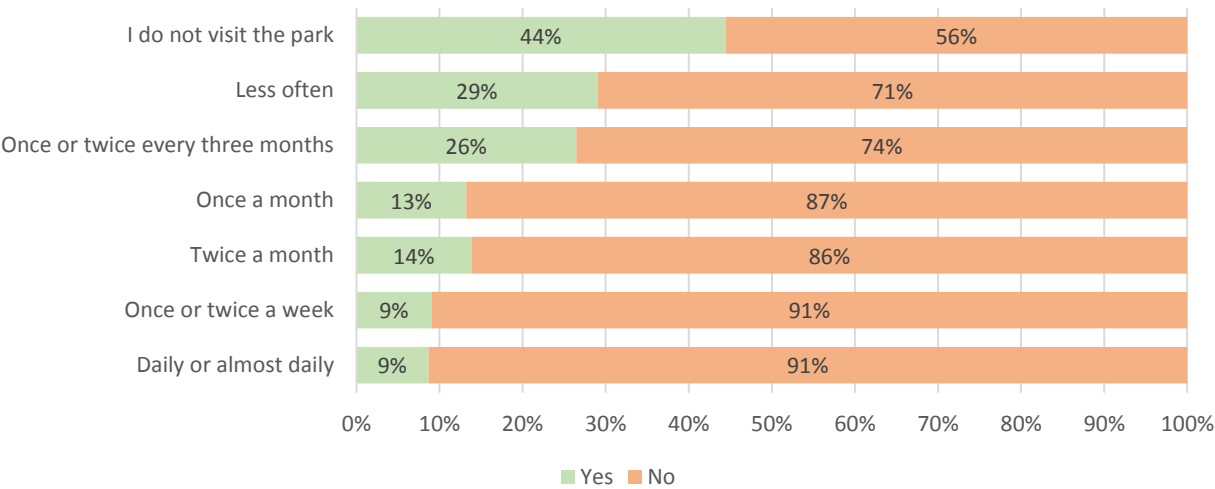
Do you agree with the proposal to introduce parking fees at Temple Newsam?

Overall, 17% of respondents support the proposal, and 83% do not.



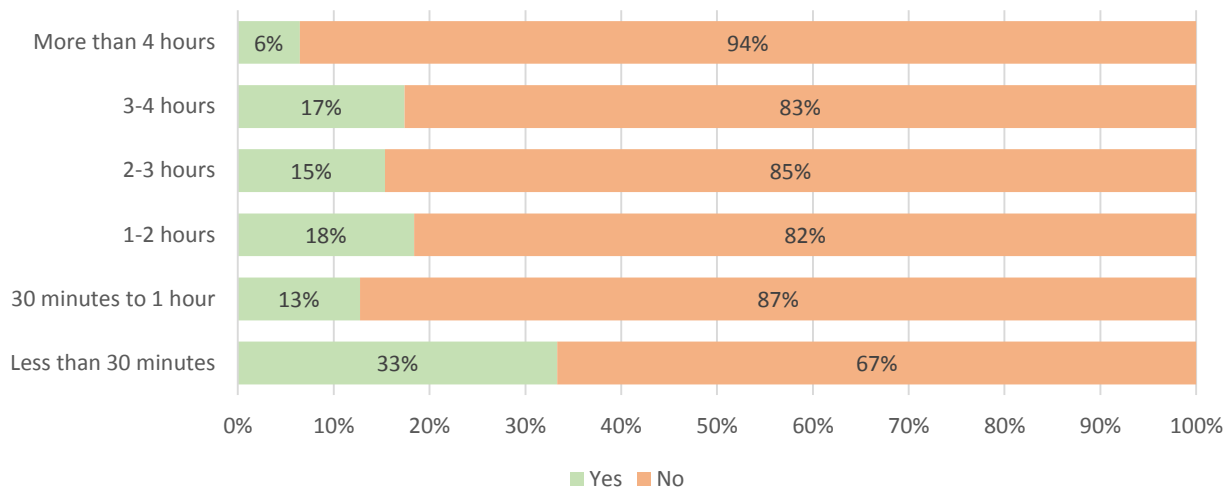
Agreement with the proposal by how often they visit the park

The chart below shows whether people agree or disagree with the proposal, compared to how frequently they visit the park. This shows that less frequent visitors are more likely to support the proposal compared the regular visitors.



Agreement with the proposal by length of visit

The chart below shows whether they agree or disagree with the proposal compared to how long they spend in the park. This shows that people who visit for less than 30 minutes are more likely to agree with the proposals than those who stay for longer periods of time.



Agreement with the proposal by different groups

Responses by different demographics are shown in the table below.

		Count	Yes	No
Age	16 - 29	129	6%	94%
	30 - 44	721	14%	86%
	45 - 64	717	20%	80%
	65+	444	24%	76%
Sex	Female	1279	17%	83%
	Male	699	20%	80%
	Non-binary/Other	24	8%	92%
Ethnicity	White: British	1914	18%	82%
	Asian/Asian British	33	12%	88%
	Black/Black British	11	9%	91%
	Mixed/Multiple	48	13%	88%
	Other ethnic group	4	0%	100%
Religion	No religion/belief	801	21%	79%
	Christian	811	17%	83%
	Other	93	15%	85%
Disability	Disabled	263	25%	75%
	Not disabled	1659	17%	83%
Sexuality	Heterosexual/straight	1617	18%	82%
	LGBT	114	17%	83%

How will the costs of maintaining the infrastructure at Temple Newsam be met?

Respondents were asked for suggestions on how the costs of maintaining the infrastructure could be met if the proposal was not to go ahead. In total, 1457 respondents left a comment. This represents 61% of the responses for Temple Newsam.

Comments were grouped into broader themes and are listed in the table below, along with example comments from the most common themes. Altogether 15% of comments stated that the funds should come from council tax or existing budgets. One in ten comments felt that additional funds could be raised through the ongoing events, or new events and fundraisers. This was followed by increasing the income generated from the house, farm, and Go-Ape (9%), ceasing roadworks or unwanted projects (9%), and reducing waste and creating efficiencies withing the council (8%).

Theme	As %	Example
From Council Tax/existing budgets	15%	Through the funds they already receive, council tax etc that they should better manage
Raise money through events / fundraisers	10%	Raise the fees you charge to the event organisers who regularly use the park.
Raise money from house, farm, Go-Ape	9%	Increase entrance price for farm and house; increase commission from the Go-Ape concession; Ice cream van, café, and gift shop.
Stop roadworks/vanity projects	9%	Stop wasting money on stupid things that nobody even knows about like the Leeds year of Culture and however much you have spent killing Leeds City Centre.
Reduce waste/create efficiencies	8%	By more effective project management which should result less resource being squandered.
Misc./General	7%	Please let me know how much it would cost to improve and maintain the car parks and I will come back to you with concrete suggestions.
Less high wages/Cllr Expenses	6%	If it was up to me, it'd be pay cuts for councillors and LCC bosses
Impact on low income / cost of living	6%	The current cost of living crisis disproportionately affects those already disadvantaged. Everything should be done to ensure parks are available to all.
All parks should be free	6%	Local residents should not be charged to use their local park. This idea put both parkrun and junior parkrun at risk as participants will be charged for attending what should be a free event.
Already pay enough council tax	5%	
Better budgeting	5%	
It will discourage people from park	5%	
Lobby government	5%	

Theme	As %	Example
Impact on health & wellbeing	5%	
Not my problem/You decide	4%	
Already charge for parking/house	4%	
Already lack of maintenance	3%	
Other ideas for generating income	3%	
Maintenance not required	3%	
Donation/Honesty Boxes	3%	
Will park in nearby streets	2%	
Increase Council Tax	2%	
Sponsorship / Businesses	2%	
Not cost effective	2%	

One percent of comments or less mentioned issues such as it should be free for local residents, it affects the ethos of parkrun being a free event, suggesting difficulty using the mobile app, that we should make cuts elsewhere in the council, the fact it was gifted to the people of Leeds, and that volunteer groups or organisations could support this.

What would you regard as a reasonable fee for car parking?

Respondents were asked to state what they would deem a reasonable fee for parking for the first hour, one to two hours, half a day and the full day. They were given fixed price ranges for each option. The table below shows the suggested price ranges for each park, for both those that said they agree and those that disagree with the proposal.

Middleton Park – Suggested Pricing

For those who stated that they agree with the proposed charges the most popular suggested prices for Middleton Park are:

- First Hour – Up to 50p (50%)
- 1-2 hours – 50p - £1.50 (55%)
- Half day - £1.50 - £2.50 (38%)
- All day – More than £3.50 (48%)

Row Labels	Agree with proposal				Disagree with proposal			
	First Hour	1-2 hours	Half day	All day	First Hour	1-2 hours	Half day	All day
Up to 50p	50%	9%	2%	2%	94%	66%	49%	47%
50p - £1.50	39%	55%	9%	1%	5%	31%	22%	10%
£1.50 - £2.50	7%	27%	38%	12%	1%	3%	23%	19%
£2.50 - £3.50	1%	7%	34%	37%	0%	0%	6%	19%
More than £3.50	2%	2%	17%	48%	0%	0%	1%	4%
Total count	140	148	145	143	531	540	542	560

Roundhay Park – Suggested Pricing

For those who stated that they agree with the proposed charges the most popular suggested prices for Roundhay Park are:

- First Hour – Up to 50p (51%)
- 1-2 hours – 50p - £1.50 (58%)
- Half day - £1.50 - £2.50 (42%)
- All day – More than £3.50 (48%)

Row Labels	Agree with proposal				Disagree with proposal			
	First Hour	1-2 hours	Half day	All day	First Hour	1-2 hours	Half day	All day
Up to 50p	51%	6%	0%	0%	92%	64%	44%	43%
50p - £1.50	39%	58%	5%	1%	7%	32%	22%	10%
£1.50 - £2.50	7%	27%	42%	11%	0%	3%	25%	19%
£2.50 - £3.50	1%	7%	41%	40%	0%	1%	8%	20%
More than £3.50	1%	1%	12%	48%	0%	0%	1%	8%
Total count	532	537	533	530	1555	1595	1600	1638

Temple Newsam – Suggested Pricing

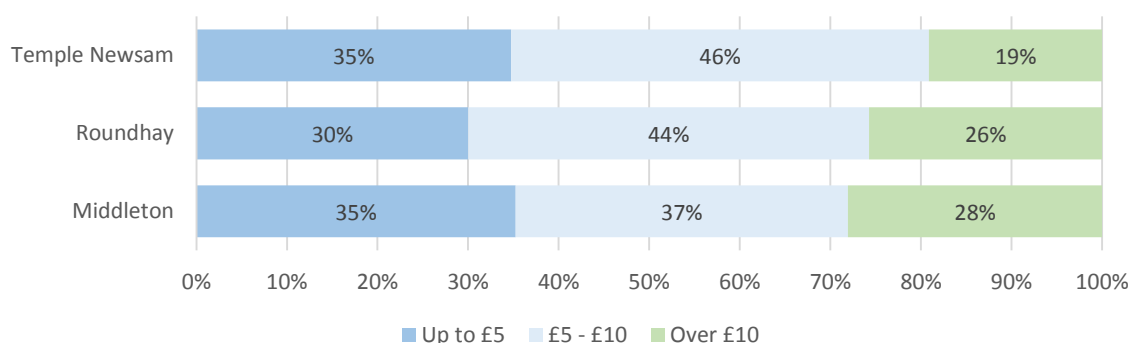
For those who stated that they agree with the proposed charges the most popular suggested prices for Temple Newsam are:

- First Hour – Up to 50p (46%) / 50p - £1.50 (45%)
- 1-2 hours – 50p - £1.50 (57%)
- Half day - £1.50 - £2.50 (42%) / £2.50 - £3.50 (42%)
- All day – More than £3.50 (45%)

Row Labels	Agree with proposal				Disagree with proposal			
	First Hour	1-2 hours	Half day	All day	First Hour	1-2 hours	Half day	All day
Up to 50p	46%	7%	1%	0%	93%	67%	44%	43%
50p - £1.50	45%	57%	6%	2%	6%	31%	23%	10%
£1.50 - £2.50	8%	29%	42%	10%	0%	3%	26%	19%
£2.50 - £3.50	1%	7%	42%	43%	0%	0%	6%	22%
More than £3.50	1%	2%	10%	45%	0%	0%	1%	6%
Total count	380	384	385	383	1244	1267	1285	1304

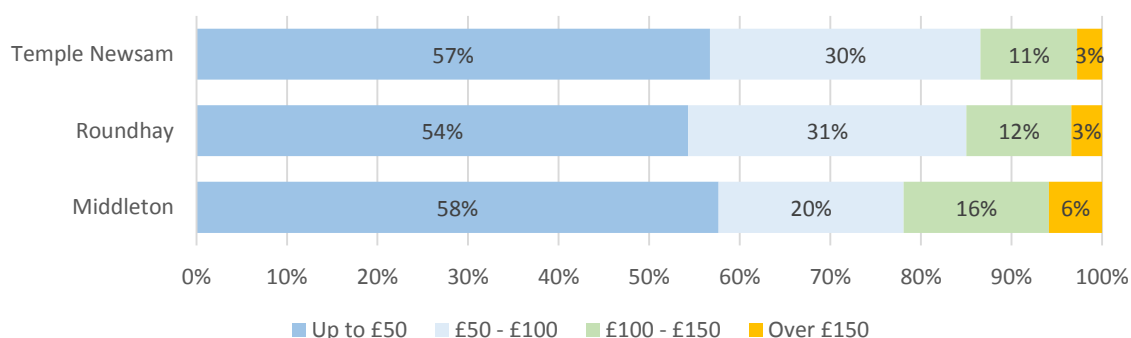
What would you regard as a reasonable fee for a monthly season ticket?

There were only slight differences when asking about a reasonable fee for monthly parking between the different parks, with most suggesting £5 to £10 as a reasonable fee.



What would you regard as a reasonable fee for an annual season ticket?

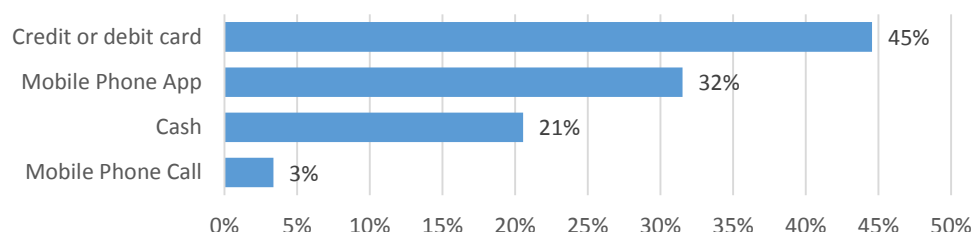
Except for Middleton Park, who were slightly more likely to select £100-£150 and over £150 than other parks, there were little difference between each. More than half of respondents chose up to £50 as a reasonable price for each park.



How do you prefer to pay?

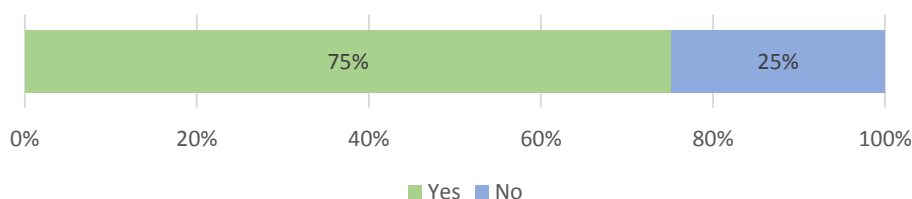
This was a single choice question where the respondent selected their single preferred method of payment.

Most respondents selected credit/debit card or mobile phone at 77% combined, with credit/debit card being the most popular. One in five respondents (21%) prefer to pay by cash, and only 3% prefer to make a mobile phone call.



Do you agree that disabled Blue Badge holders should park for free?

Three quarters of respondents (75%) agree that disabled blue badge holders should park for free, with the remaining one in five respondents feeling they should not.



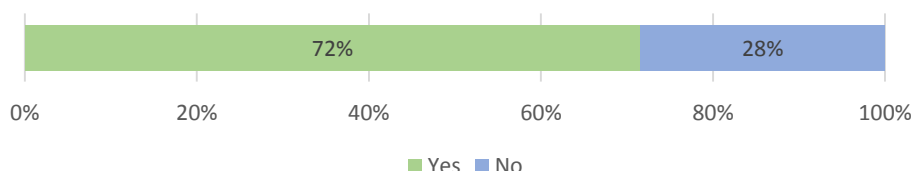
Respondents were asked to explain a reason if they did not agree. Altogether 848 respondents left a comment, representing 20% of overall respondents. Comments were grouped into broader themes and are listed in the table below, along with example comments from the most common themes. The sample comments are only from those who state that blue badge holders should not have free parking.

Just over one in five comments (22%) said that being disabled does not necessarily mean you cannot afford parking. A similar number (21%) stated that the fees should apply to everyone regardless of disability. This was followed by a similar theme - suggesting that parking fees should be equal for everyone, and that they use the same facilities as abled bodied persons (13%).

Theme	As %	Examples
They can afford it / Don't assume they can't	22%	It is wrong to assume that people with disabilities are more financially compromised than anyone else.
Disabled people should pay same as everyone	21%	If parking fees are applied, they should be applied to all.
Should be equal for all	16%	This is discrimination against the rest of the population. Why them park for free and families with children having to pay.
Still use same facilities	15%	You are charging for the maintenance of a car park, that burden is on all individuals regardless of ability.
Disagree with proposal	13%	I don't agree with parking charges - I pay through the nose for council tax already
Need allocated spaces but not free	12%	As long as they have allocated spaces then they should pay like everyone else.
Misuse of blue badges	6%	It encourages misuse of blue badges.
Misc./General	5%	Many disabled people don't actually have a blue badge.

Do you agree that those who visit the attractions should receive discounts/offers?

Altogether 72% of respondents feel that those who visit attractions during their visit should receive discounts or offers, and the remaining 28% feel they should not.



Respondents were asked to explain a reason if they did not agree. Altogether 822 respondents left a comment, representing 20% of overall respondents.

Comments were grouped into broader themes and are listed in the table below, along with example comments from the most common themes. The sample comments are only from those who state that people who use attractions should not receive discounts/offers.

A number of comments (37%) disagreed with the proposal altogether – and their response may have been affected by this opinion. Just over one in five comments (22%) felt that everyone should pay the same regardless of whether they are visiting the attractions or not. One in ten comments (9%) felt that offering discounts to those visiting the attractions negatively affects those on a low income, who may not be able to afford the attractions in the first place. This was followed by 6% of comments that felt that it would be unfair on those who just use the park for walking etc.

Theme	As %	Example
Disagree with proposal	37%	Sorry but I don't agree with car parking charges being introduced in the first place. A lot of people can't afford to pay for items in the cafe or extra for other chargeable attractions.
Everyone should pay the same	22%	They should pay like everyone else
Misc./General	11%	Paying a slight fee to park is a good thing as could encourage public transport/active travel
People cannot afford attractions - affects those worse off	9%	Often families and the elderly cannot afford to visit the cafes and attractions. This means those on a low income who attend the park only would be penalised with higher parking charges.
Not fair on dog walkers/regular visitors	6%	Other people just want to walk in the fresh air without going to the cafe etc. Why should they be penalised?
Goes against the idea	5%	This would potentially negate the idea of the fundraising at a time when funds are needed urgently
Complicated or hard to manage/police	5%	It will add complications which would lead to additional costs, administrative failings, and frustration from the public.
They can afford it anyway	5%	They are no different to any other group visiting and may well be in a better financial position to pay for parking
I don't see why they should	4%	Why should they?
They already pay entry fee/spend money	2%	
Encourages people to drive	2%	

Any other views or suggestions regarding car park charging proposals?

This was an open-text question where respondents could leave any additional comments they may have.

Altogether 2,432 respondents left a comment, representing 58% of overall respondents.

There were a variety of comments which in large, reflected comments made earlier in the survey. One in four respondents (26%) stated that there parking charges should not be introduced. A similar number of respondents (23%) said that it will result in people parking in nearby streets. One in five (19%) said that the proposal will have a negative impact on the health and wellbeing of the public, and 16% said it will have a negative impact on those on a low income.

Theme	As %	Example
Should be free/nothing	26%	There should be no charges for car parking at a public park!!
People will park in nearby streets	23%	Parking charges will just make people park on neighbouring streets, leading to resentment from locals
Negative impact on health & wellbeing	19%	We need to focus on prevention and mental wellbeing and not discourage people from visiting these places
Impact on low-income households/cost of living crisis	16%	Our family with current frequency would price us out of visiting as often and parks are essential for our mental health, wellbeing, and fitness.
Parks/public spaces should be free	14%	Parks should be kept as a free space to use for all free not a way for the councils to make money
Will discourage people from the park	11%	We should be encouraging people to use outdoor green spaces and not discouraging them by introducing parking charges.
Negative impact on children/families	8%	Introducing charges will deter people using the parks. Children will be deprived. Remember, Child Friendly Leeds.
Agree with proposal / understand	6%	Understand the need for councils to charge now but hopefully to keep the charges fair and to a minimum.
Distrust of survey / Lack of options	5%	I don't agree with the premise of your questions, which are designed to elicit the response you want.
Disagree in general	4%	
Not cost effective	4%	
Already pay enough Council Tax	4%	
Difficulty using the App/Mobiles	4%	
Misc./General	3%	
Negative impact on local businesses	3%	
The park is gifted to the people of Leeds	3%	
It needs to be enforced	2%	
LCC needs better budgeting	2%	
Stop roadworks/vanity projects	2%	
Reduce waste/create efficiencies	2%	
Impact on staff/beekeepers/volunteers	2%	
Raise money from events / fundraisers	2%	
Should be free/reduced for paying members (e.g., golf, rowing, bowling clubs)	2%	
Should be free for local residents	2%	
Ideas for generating income	2%	

Other comments, featuring 1% or less, included:

- Raise money from vendors/cafe etc.
- Ethos of/effects on parkrun.
- Raise money from donation/honesty boxes.
- Already lack of maintenance in car parks.
- Charges will increase over time.
- Raised this idea last year and people already said no.
- Raise funds by increasing council tax.
- Make cuts elsewhere.
- Maintenance is not required.
- Lobby government for additional funds.
- Already parking problems.
- Less high wages/councillor expenses.
- We already pay for parking/house.